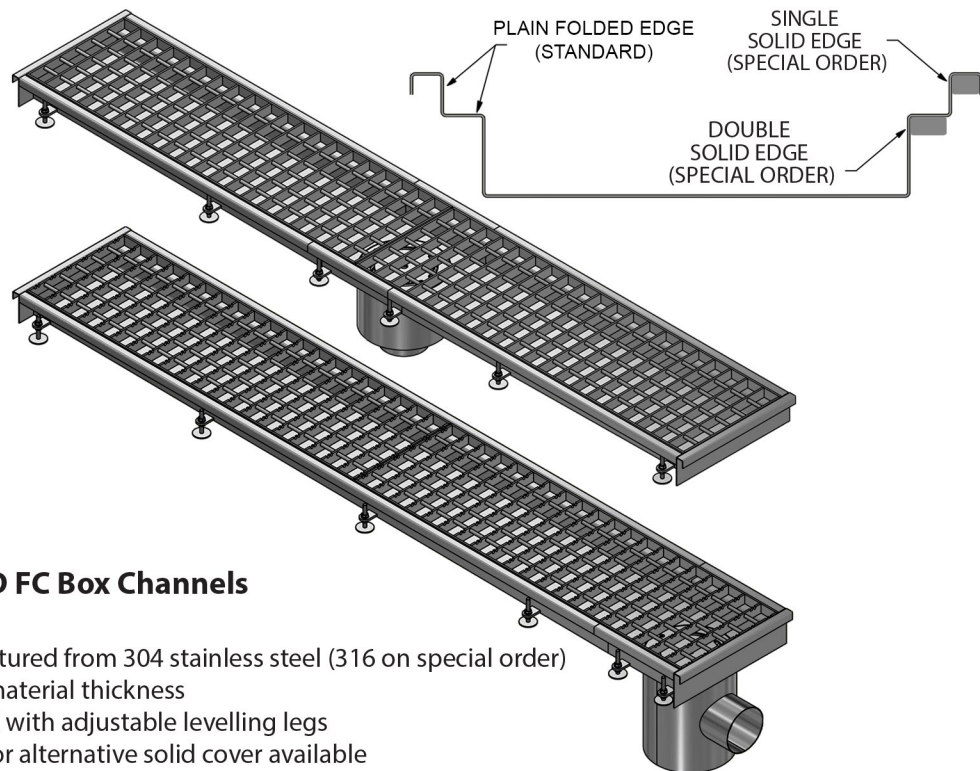


GCT-IND FC BOX CHANNELS



GCT-IND FC Box Channels

Features

- Manufactured from 304 stainless steel (316 on special order)
- 1.5mm material thickness
- Supplied with adjustable levelling legs
- Grating or alternative solid cover available
- 344mm channel width is standard
- Compatible with GCT 200V or GCT 200H floor drain outlet

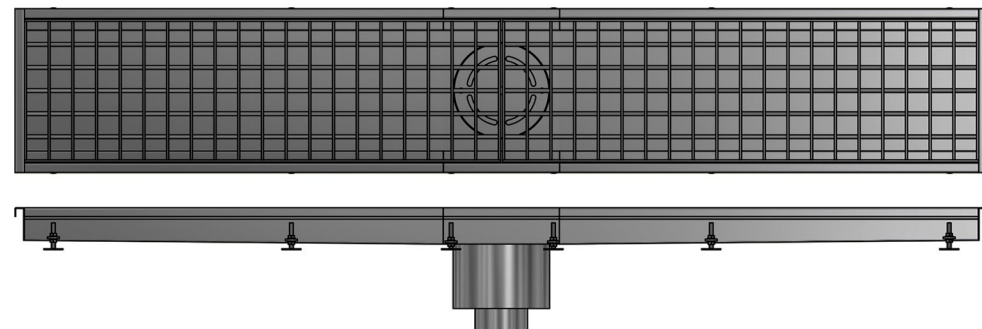
Standard GCT FC Box Channels are designed with the bottom slope of 1/100 (1% fall) and do not require a slope of the floor for draining. GCT-IND FC Box Channels are manufactured in one single section up to 6044mm in length.

- Flow Rate:** Varies by choice of grating
Load Class: K3 (PLAIN FOLDED EDGE)
 L15 (PLAIN FOLDED EDGE)
 R50 (SOLID STEEL EDGE)
 M125 (SOLID STEEL EDGE)
 N250 (SOLID STEEL EDGE)

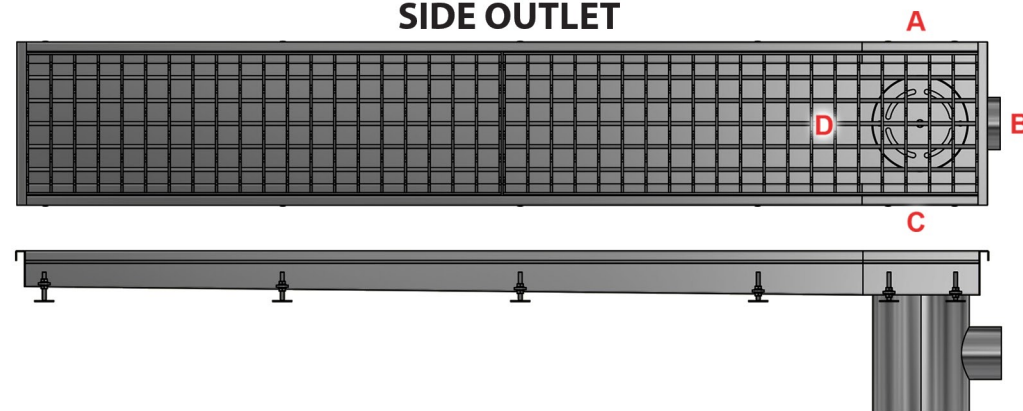
Standard Sizes and Outlet Positions:

- 1044mm CENTER or SIDE OUTLET
- 2044mm CENTER or SIDE OUTLET
- 3044mm CENTER or SIDE OUTLET
- 4044mm CENTER OUTLET ONLY
- 5044mm CENTER OUTLET ONLY
- 6044mm CENTER OUTLET ONLY

CENTER OUTLET



SIDE OUTLET



OUTLET OPTIONS

